



EventSafe records your location during an event so that operations staff can monitor participant safety and coordinate assistance if needed. Your location is used **for event safety and risk management only** and is **not shared publicly**. Tracking stops when the event ends, when you manually stop it, or when you exit the app.



EventSafe
Utilities



Google Play




App Store

Step 1: Download the **EventSafe** app to your phone:

Step 2: Start the app


Android

*Tap **Allow***



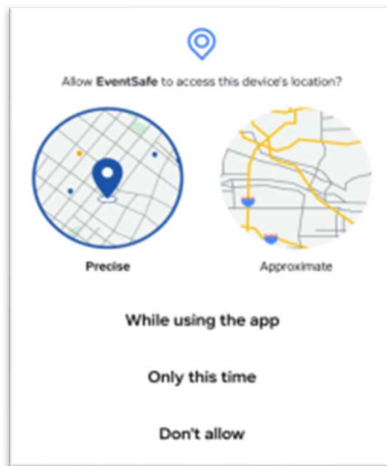
iPhone

*Tap **Continue***

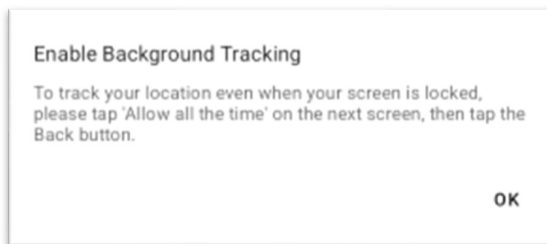


Android

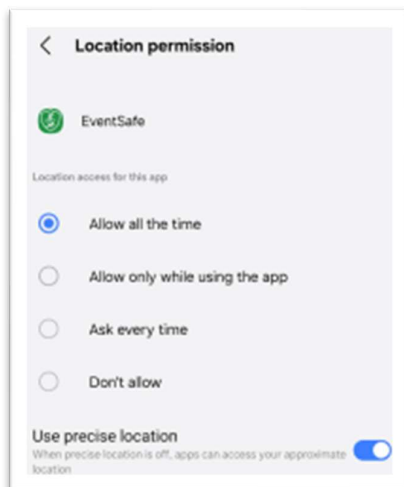
Tap **While using the app**



Tap **OK**

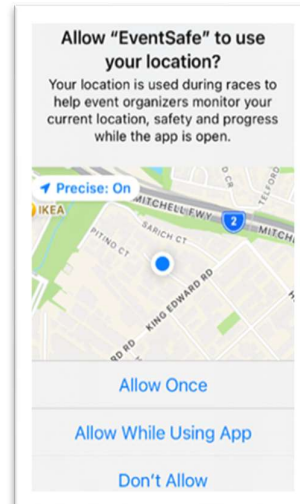


Tap **Allow all the time**
then tap **Back**


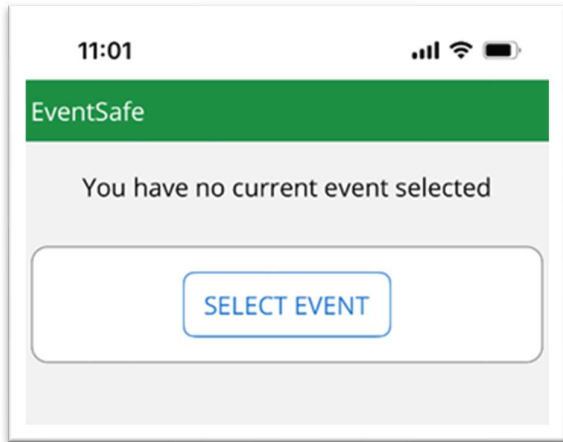


iPhone

Tap **Allow While Using the App**



Step 3: Select your event if it is available in the app. If it is not, wait until closer to race day.

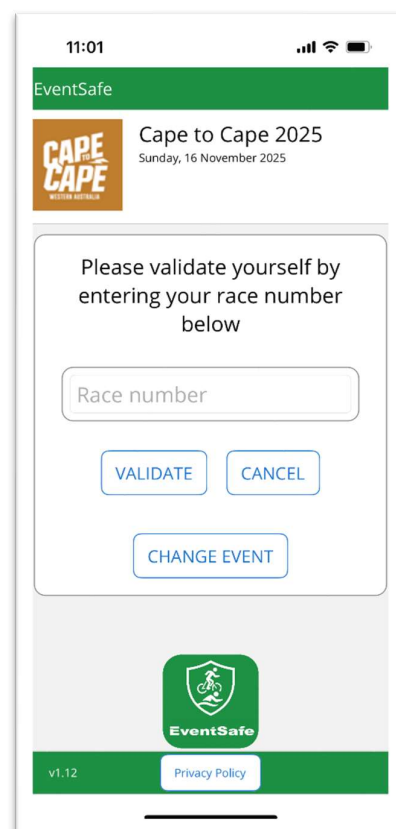


Step 4: Identify yourself by validating your details in the app. This will be your race number in most cases.

Note that validation may not be possible until the morning of the event when all registrations have been finalised.

If you do not know your race number then get it here <https://bluechipresults.com.au/> when the full event list has been made available.

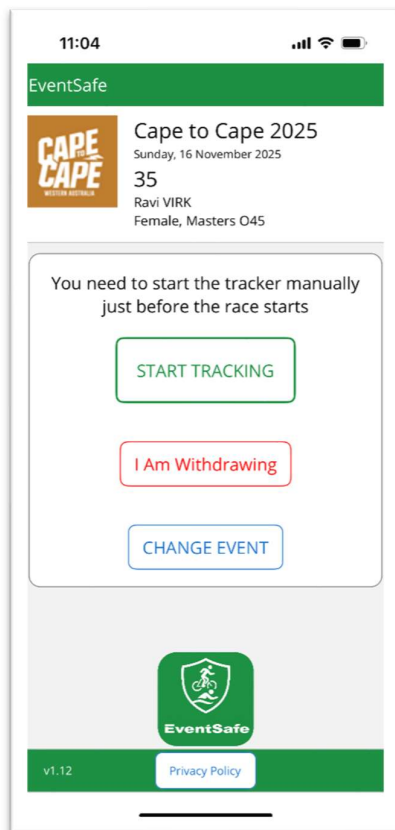
Make sure it is your name at the top after you have validated yourself.



Step 5: Start Tracking. This should be done just before you start racing. The app may start tracking automatically on the morning of the event, provided you have validated yourself.

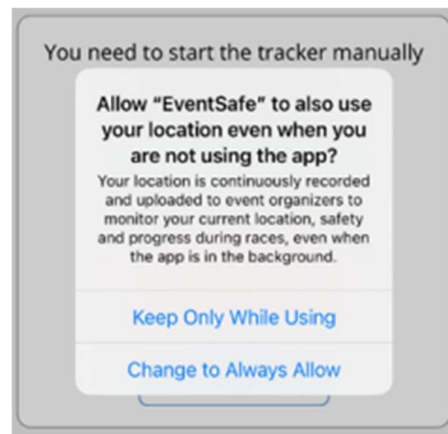
Make sure your phone's location (GPS) is turned on.

Location Services



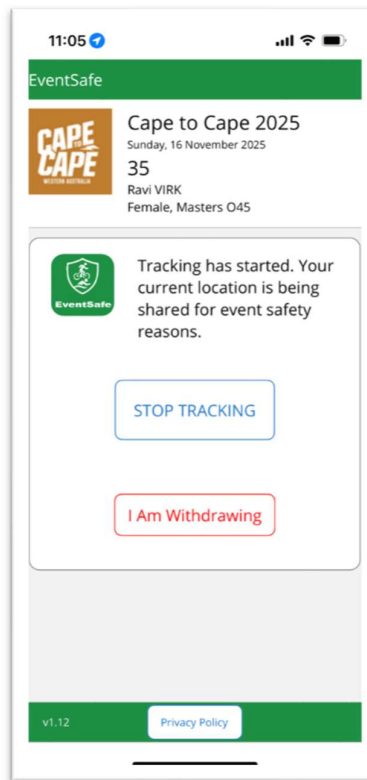
iPhone

Tap Change to Always Allow



That's It!

Event safety crew can now monitor your location for your personal safety, and to improve operations.



Please make sure your phone battery is charged, with an additional battery pack if required.

Do not close the app, simply leave it running in the background.

When you finish the event you can stop tracking. Or this will automatically stop at a time determined by the event organisers.

If you are withdrawing, use the function in the app to notify the organisers, They may phone you to confirm. Do not withdraw yourself if you require assistance.